


Here's my plan for your new home:

Main House Color

So for the main run color I'm thinking Sherwin Williams Agreeable Gray SW 7029. It's gray, but also has a warm feel which I picked up on in your inspiration photos.



I would use this as a main color in your home: Foyer, Upstairs Hallway, Kitchen Walls, Family Room and Downstairs Hallway. I'm a huge fan of 'less is more' so if there's a space or a bedroom that you're unsure about, paint it your main run color. You also always have the option of lightening a color. So for the upstairs bedrooms I might take Agreeable Gray and lighten it by 50%. That way you will have a really cohesive color scheme, but there will be variation in depth.



I want to go ahead and talk about the chair rail situation. I like two options:


Take it down and paint the wall one color

or

Add more detail and paint the bottom the new trim color (we'll talk about that). It just gives it more life and purpose vs just a random stripe on the wall.

Trim, Ceiling, Cabinets, Wainscoting, and Shutters

Basically for all of the trim/woodwork and ceilings I am thinking SW 7004 Snowbound



This is actually the trim color in your inspiration photo! (happy accident)



Front Office

Your husband says he would like a navy in his office and I like that idea! Navy can sometimes be very dark though and a little too saturated which might leave it just feeling wrong or like a child's room, so it's very important we keep it very muted. I really love SW 6236 Grays Harbor



I do think you should keep the wainscoting on the bottom the trim color- Snowbound so it's not too harsh or dark and is more balanced.

Dining Room

For the dining room I have a slew of options!

You could go with a color that compliments the office, but is a little more neural (again keep it above the wainscoting) I really love SW 9164 Illusive Green



If that's too dark I also really like SW 7065 Argos, the key is to find something similar to the office so it all feels really balanced. You don't want to walk in and say "WHOA there's an office here" if that makes sense.



It's kind of a cooler blue/green/gray and looks amazing with this color palette

Okay, my other idea is wallpaper in the dining room! It's really gorgeous and adds more texture than color:

Let me know if you like this idea and I will get some wallpaper samples sent to you!



Kitchen

For the kitchen walls I would continue the Agreeable Gray. Keep it neutral so as you make changes over time you won't have to worry about it not matching or having to repaint.

I would paint the cabinets Snowbound because I think our goal should be to lighten and neutralize the space



There's a desk area off on its own in the kitchen which you could also paint Snowbound OR do a tiny pop of color:

Illusive Green



Grays Harbor



I also do kitchen and bath designs, so if you need help with space plan, flooring, countertops, knobs and pulls, backsplash, plumbing fixtures, etc. I can definitely help with that as well.

Laundry Room

I hope this laundry room is wider than it looks! This could be a really beautiful/functional space so if you ever need help with the design of it please let me know.

For colors:

Since there are no windows I would keep the paint color really light and fresh.

I love the idea of doing half strength Agreeable Gray and either Grays Harbor or Illusive Green on the cabinets (whichever you choose for the desk in the kitchen)

Or

Paint the walls SW 7064 Passive and the cabinets Snowbound




Baby Girls Room and Bath

I think you've realized now I love giving options! I think it narrows things down for you, but still gives you a choice and makes it a little more fun (maybe lol)

Option 1:

Trim, Doors, Vanity, and Ceiling Snowbound

Walls SW 6049 Gorgeous White



Option 2:

Bedroom Walls, Trim, and Ceiling: Snowbound

Bedroom Doors: SW 0070 Pink Shadow (I would try it lightened though, maybe 50-75% lighter of the original formula)

Bathroom:

Walls: SW 6049 Gorgeous White

Trim, Doors, Vanity, Ceiling: Snowbound



Family Room

Walls: Agreeable Gray

Trim, Walls, Ceiling, and Beadboard: Snowbound

Fireplace and Fireplace mantle: Snowbound

(if you can paint the brick/whitewash it I think I would)



Master Bedroom

Walls: Passive SW 7064

Trim/Ceiling: Snowbound

Closet and Master Bathroom Walls: Agreeable Gray (I would do Passive but I think it's too gray for the countertop)

For the vanity I would paint it Snowbound as well

Upstairs Bedrooms

Unless it's a special space like your baby girls room or your master, I like to keep secondary bedrooms neutral and stick with our color scheme. The main run in the hallway will be Agreeable Gray, so you could do the bathrooms Agreeable Gray or 50% lighter, and the bedrooms SW 7064 Passive or Agreeable Gray as well. This makes everything flow so well and keeps it very consistent, but also allows you to bring in new colors with furnishings

Finishes:

Main Area Walls: Matte

All Ceilings: Flat

Trim, Woodwork, Cabinets: Satin

Bathroom, Kitchen, Daughter's Room, and Laundry Walls: Eggshell